



RU-DFO

Room unit with display and fan button for use with RCP

RU-DFO is a room unit intended for use together with Regio Maxi controllers.

- ✓ Simple installation
- ✓ Built-in temperature sensor
- ✓ Backlit display
- ✓ Cable for connection between the room unit and the RCP controller is available as accessory

Function

RU-DFO is a room unit from the Regio series with display and fan button for controlling a three-speed fan (fan coil). It should be connected to one of the Regio Maxi controllers RCP100F, RCP100FT, RCP200F or RCP200FT.

Regio

Regio is a wide series of controllers which handle heating and cooling.

The controllers are divided into three different series, Mini, Midi and Maxi. Mini are pre-programmed, stand-alone controllers. The Midi controllers are pre-programmed with communication. The Maxi group, to which RU-DFO belongs, consists of freely programmable controllers with communication.

Applications

The Regio controllers are suitable in buildings where you want optimal comfort and low energy consumption, for example offices, schools, shopping centres, airports, hotels and hospitals etc.

Sensor

The room unit has a built-in sensor.

Easy to install

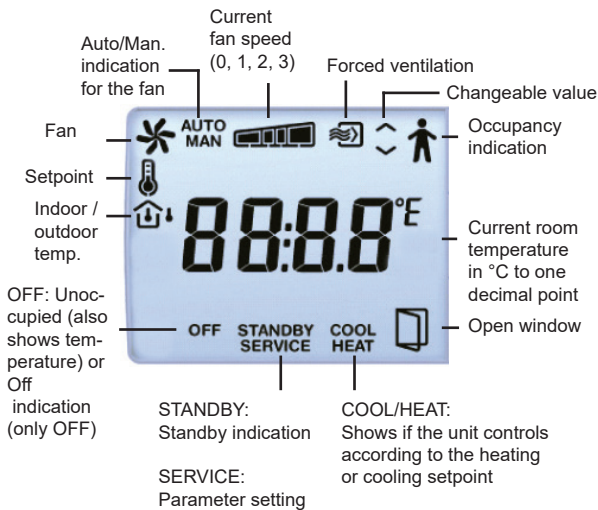
The modular design with a separate bottom plate for wiring makes the whole Regio series easy to install and commission. The bottom plate can be put into place before the electronics are installed. Mounting is directly on the wall or on an electrical connection box.

Connection to RCP

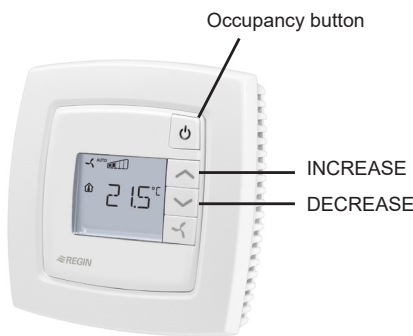
The room unit is connected to the RCP-unit with an RJ12-cable, max length 30 m. Regin has two cables as accessories, RU-CBL3 (length 3 m) and RU-CBL10 (length 10 m).

Display handling

The display has the following indications:



It is possible to set different parameter values in a parameter menu in the display, using the buttons on the controller. You change parameter values with the INCREASE and DECREASE buttons and confirm changes with the Occupancy button.



The Occupancy button

If you press the Occupancy button for less than 5 seconds when the controller is in the preset operating mode (Occupied or Stand-by), the controller changes to operating mode Bypass. It will automatically return to the preset operating mode after a configurable time (FS=2 hours). If you press the button for less than 5 seconds when the controller is in Bypass, it changes operating mode to the preset operating mode.

When the Occupancy button is held depressed for more than 5 seconds, the controller changes operating mode to "Shutdown" (Off/Unoccupied), regardless of the current operating mode. Via the display, you can configure which operating mode, Off or Unoccupied, should be activated on "Shutdown" (FS=Unoccupied). If you press the Occupancy button for less than 5 seconds in Shutdown, the controller returns to Bypass.

Forced ventilation

Regio has a built-in function for forced ventilation. A short press on the Occupancy button activates the output that has been configured for forced ventilation, for example for a damper.

Setpoint

In Occupied mode, the controller operates from a heating setpoint (FS=22°C) or a cooling setpoint (FS=24°C) that can be changed using the INCREASE and DECREASE buttons.

Pressing on INCREASE increases the current setpoint by 0.5°C with each press up to the max. limit (FS = +3°C). Pressing on DECREASE decreases the current setpoint by 0.5°C with each press down to the min. limit (FS = -3°C). Switching between heating and cooling setpoints is done automatically in the controller depending on the heating and cooling requirement.

Fan control

RU-DFO has a fan button. When you press the button, a symbol is shown in the display for 10 seconds. During this time, it is possible to change the fan speed using the INCREASE/DECREASE buttons.

The controller has the following positions:

- Auto** Automatic control of the fan speed to maintain desired room temperature.
- 0** Fan off.
- I** Manual position with low speed.
- II** Manual position with medium speed.
- III** Manual position with high speed.



In operating modes Off and Unoccupied, the fan is stopped, regardless of the setting in the display.

Technical data

Supply voltage	Fed from RCP
Ambient temperature	0...50°C
Storage temperature	-20...+70°C
Ambient humidity	Max 90 % RH
Protection class	IP20
Communication	Same as RCP
Built-in temperature sensor	NTC type, measuring range 0...50°C, accuracy $\pm 0.5^\circ\text{C}$ at 15...30°C
Material, casing	Polycarbonate, PC
Weight	110g
Colour	Signal white RAL 9003

Cables

Cable for connection between RU and RCP	Type RJ12, max length 30 m
Cables that can be ordered from Regin	RU-CBL3 (length 3 m) RU-CBL10 (length 10 m)

CE

This product carries the CE mark. For more information, see www.regincontrols.com.

Inputs and outputs

In RCP	
Terminal blocks in RCP	So-called lift type for cable cross-section 2.1 mm ²

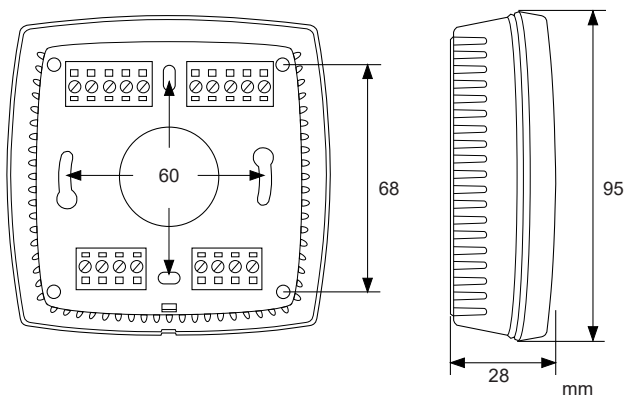
Setpoint settings via Regio tool[®] or in the display

Basic heating setpoint	5...40°C
Basic cooling setpoint	5...50°C
Setpoint displacement	$\pm 0...10^\circ\text{C}$ (FI= $\pm 3^\circ\text{C}$)

Wiring

Terminal	Designation	Function
10-33		No function
40	+5 V	+5 V supply voltage from RCP
41	N (0 V)	0 V supply voltage from RCP
42	A	RU-Bus A
43	B	RU-Bus B

Dimensions



Product documentation

The product documentation can be downloaded from www.regincontrols.com.