



ED-RU-DFO

External room unit

ED-RU-DFO is an external room unit intended for control of an air handling unit via a Corrigo controller running a ventilation application. It can also be used together with EXOcompact and EXOflex.

- Change fan speed, set temperature, extended running, etc.
- Stylish design suitable for all environments

ED-RU-DFO is connected to a Corrigo with two ports. Port 2 is used for the room unit and can be used together with expansion units. The room unit enables starting and stopping the air handling unit as well as changing fan speeds and adjusting the setpoint displacement. The room unit can also be used together with EXOcompact and EXOflex. If so, the unit must first be configured by a competent system integrator using Project Builder.

For more information on Corrigo, EXOflex and EXOcompact, see the respective product sheet for each controller.

Simple wiring

ED-RU-DFO is connected to the same supply voltage as the controller (G and G0). Communication takes place via EXOline and is connected to port 2, A and B.

ED-RU-DFO is capable of communicating with a controller over a range of up to 300 meters.

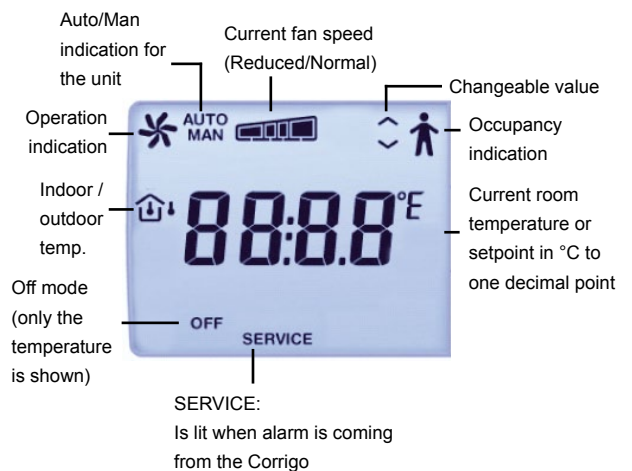
Sensor

The room unit has a built-in temperature sensor. An external PT1000-sensor can also be connected to the Corrigo if the built-in sensor is not to be used, enabling the temperature to be shown in the room unit display.


- Range of up to 300 m
- Can be used as a display
- Built-in room sensor

Display information and handling

ED-RU-DFO has a simple, intuitive design consisting of a display and four buttons. The display has the following indications:



The display is handled using the buttons on the room unit:



On/Off button

The function of the On/Off button can be configured using the software E tool®.

Increase/Decrease buttons

Pressing the increase or decrease buttons will adjust the setpoint up or down. The maximum permitted adjustment is settable.

Depending on the control mode of the Corrigo, the appropriate setpoint will be adjusted. In control mode constant supply air control, the supply air setpoint will be adjusted. In room cascade, the room setpoint will be adjusted. During extract air cascade, the extract air setpoint will be adjusted.

Fan button

The fan button is used to set the fan speed. The display contains a comprehensive fan diagram consisting of four segments. Pressing the fan button will step through the fan levels as follows:

| | |
|---------|---|
| MAN 0 | No segment is lit, air handling unit is deactivated. |
| MAN II | Two segments are lit, the unit runs in reduced speed. |
| MAN III | All segments are lit, the unit runs in normal speed. |
| AUTO | All segments are lit, the unit runs in auto mode. |

Simple configuration using E tool®



E tool® is a PC-based program that makes it possible to configure and supervise the settings of a room unit via a comprehensive user interface.

E tool® can be used to configure the following options for ED-RU-DFO:

The desired contents of the display

- Room temperature from the built-in sensor of the display
- Room temperature connected to the Corrigo
- Outdoor temperature
- Supply air temperature
- Extract air temperature

The function of the On/Off button

- **No function** - Pressing the button has no effect
- **On/off** - The button can be used to turn the unit off or place it in auto mode
- **On/off/extended running** - The button can be used to turn the unit off or to force it to run in normal speed for a settable duration, after which it will enter auto mode.

Additional features

- Settable time for extended running
- Configurable setpoint adjustment (min./max.)
- View/apply setpoint adjustment

E tool® can be downloaded free of charge from Regin's website www.regin.se.

Technical data

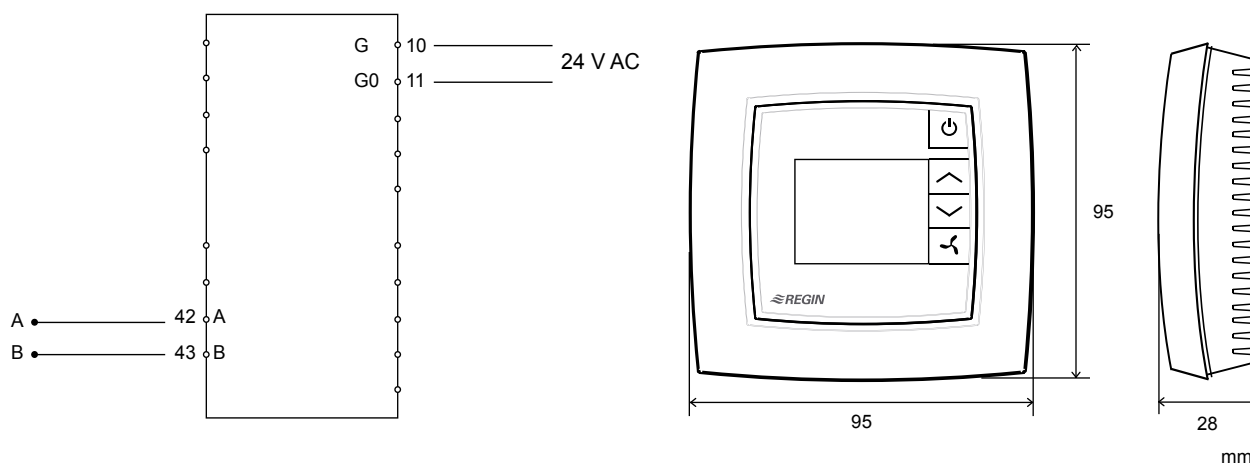
| | |
|---------------------|-----------------------|
| Supply voltage | 24 V AC |
| Power consumption | 25 mA |
| Protection class | IP20 |
| Ambient humidity | Max. 90 % RH |
| Ambient temperature | 0...50°C |
| Storage temperature | -20...+70°C |
| Mounting | On wall or device box |
| Dimensions (WxHxD) | 95 x 95 x 28 mm |
| Communication | EXOline |



EMC emissions & immunity standards: This product conforms to the requirements of the EMC Directive 2004/108/EC through product standards EN 61000-6-1 and EN 61000-6-3.

RoHS: This product conforms to the Directive 2011/65/EU of the European Parliament and of the Council.

Wiring and dimensions



Product documentation

| Document | Type |
|---|---|
| ED-RU-DFO_inst | Instruction for ED-RU-DFO |
| ED-RU manual for EXOcompact and EXOflex | Manual containing configuration instructions for when ED-RU is used with EXOcompact and EXOflex |

The instruction can be downloaded from www.regin.se.

The manual can be downloaded from Regin's FTP server. It is intended for our system customers who need to share files with us, e.g. at technical support. Contact one of our sales engineers to get access to the FTP server.

Head office Sweden

Phone: +46 31 720 02 00

Web: www.regin.se

Mail: info@regin.se



THE CHALLENGER IN BUILDING AUTOMATION