



DSP24A1/D is a display instrument showing the readings from a transmitter. The display unit shows the readings for pressure, temperature, humidity, air velocity etc.

- * Input signal 0...10V or 4...20mA
- * Adjustable for different ranges
- * Galvanically separated input
- * Distinct LED display
- * Easy to use
- * Supply voltage 24 V AC

Function

DSP24A1/D is connected to an analogue signal from a transmitter and shows the reading.

The display unit is built into a standard casing for DIN rail mounting and has all settings easily accessible on the front.

Input signal

The unit can be connected to a 0...10V or 4...20mA input signal. The input signal is set by means of an operating switch .

Range

The required range is set by means of the operating switches on the front. The following ranges can be set; 0...10, 0...20, 0...40, 0...50, 0...100, and 0...200.

By activating the decimal point the following ranges can also be obtained; 0...1.0, 0...2.0, 0...4.0, 0...5.0, 0...10.0 and 0...20.0.

Each measuring range corresponds to input signal 0...10V or 4...20mA.

The unit of measurement is presented by means of a label which is placed on the front below the display window.

The following labels are supplied; °C, Pa, kPa, mBar, Bar, %RH, ppm (x1000).

Galvanically separated input

The input for the input signal is galvanically separated from the supply voltage thus making it possible to connect the signal input in series with a two wired transmitter with 4...20mA output signal.

Supply voltage

The unit is supplied by 24V AC.

The supply voltage is galvanically separated from the signal input by a built-in transformer.

Technical data

General

Supply voltage 24 V AC +/- 15 % 50-60 Hz
 Power consumption 5 VA
 Ambient temperature 0...50°C
 Storage temperature -40...50°C
 Ambient humidity Max 90%RH
 Form of protection IP20
 Mounting On a DIN-rail.



The display unit can also be put in a standard NORM casing.
 This product conforms with the requirements of European EMC standards CENELEC EN50081-1 and EN50082-1 and carries the CE mark.

Measuring range

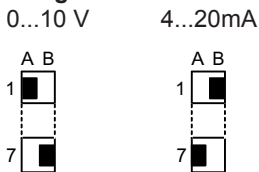
Range 0...1, 0...2, 0...4, 0...5, 0...20...10, 0...20, 0...40, 0...50, 0...100, 0...200.

Input


Input signal The unit can be connected to a 0...10 V or 4...20 mA input signal.
 The supply voltage is galvanically separated from the input signal.
 Input impedance 42 kOhm at input signal 0...10 V.
 270 Ohm at input signal 4...20 mA.

Function switches

Input signal

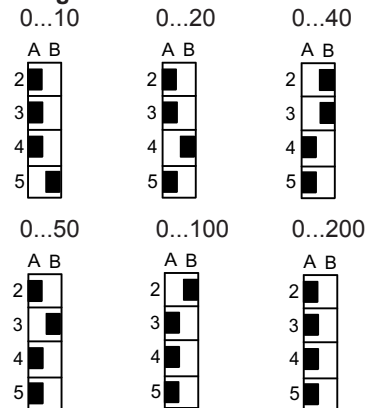


Decimal point



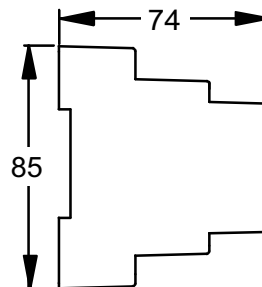
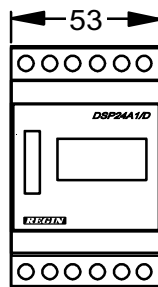
Switch 8 is not used

Range



Wiring and dimension

1	Not connected
2	Not connected
3	Not connected
4	Not connected
5	24V~ in
6	24V~ in
7	Not connected
8	- 4-20 mA input
9	+ 4-20 mA input
10	- 0-10 VDC input
11	+ 0-10 VDC input
12	Not connected



Head Office Sweden
 Phone: +46 31 720 02 00
 Web: www.regin.se
 Mail: info@regin.se

Sales Offices
 France: +33 1 41 71 00 34
 Germany: +49 30 77 99 40
 Spain: +34 91 473 27 65
 Hong Kong: +852 24 07 02 81
 Singapore: +65 67 47 82 33



THE CHALLENGER IN BUILDING AUTOMATION