



TTK is a transmitter for measuring pressure in liquids and gases. The new technology using a ceramic membrane gives a high level of accuracy and stability over a long period.

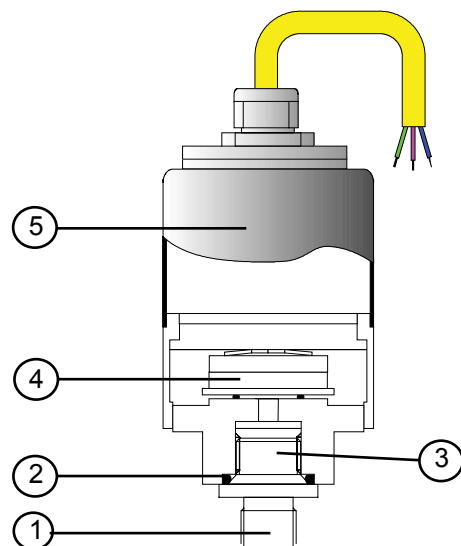
- * Measuring ranges from 0...100 kPa (1 bar) up to 0...60 Mpa (600 bar)
- * High accuracy, 0.3% of measuring range
- * Extremely low temperature dependency (0.03% / deg. C)
- * Output signal 0...10V DC or 4...20 mA
- * Durable to most pressure media
- * Excellent long-term stability

Function

The transmitter consists of a stainless steel sensor housing and a ceramic membrane. Resistors are applied to the membrane by means of thick-film technology. Pressure affecting the membrane gives a change in resistance depending on the flexing of the membrane. The resistance value is transferred to a proportional output signal by means of the built-in electronics.

The construction using only one moving part and a direct signal from the membrane gives a high level of accuracy and a short response time. In addition, the transmitter's temperature dependency is low.

1. Threaded connecting nipple
2. O-ring seals
3. Internal thread G 1/4"
4. Ceramic element
5. Casing



Models

Output signal 0...10 VDC:

TTK1	0...100 kPa	1 bar
TTK2	0...200 kPa	2 bar
TTK5	0...500 kPa	5 bar
TTK10	0...1000 kPa	10 bar
TTK16	0...1600kPa	16 bar
TTK25	0...2500 kPa	25 bar
TTK40	0...4000 kPa	40 bar

Output signal 4...20 mA:

TTK1-420	0...100 kPa	1 bar
TTK2-420	0...200 kPa	2 bar
TTK5-420	0...500 kPa	5 bar
TTK10-420	0...1000 kPa	10 bar
TTK16-420	0...1600kPa	16 bar
TTK25-420	0...2500 kPa	25 bar
TTK40-420	0...4000 kPa	40 bar

TTK100	0...10 MPa	100 bar
TTK160	0...16 MPa	160 bar
TTK250	0...25 MPa	250 bar
TTK400	0...40 MPa	400 bar
TTK600	0...60 MPa	600 bar

TTK100-420	0...10 MPa	100 bar
TTK160-420	0...16 MPa	160 bar
TTK250-420	0...25 MPa	250 bar
TTK400-420	0...40 MPa	400 bar
TTK600-420	0...60 MPa	600 bar

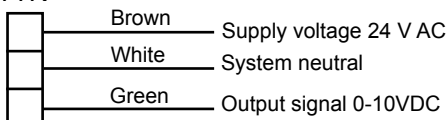
Transmitter for output signal 0...20 mA and/or supply voltage 24 V DC on request.

Technical data

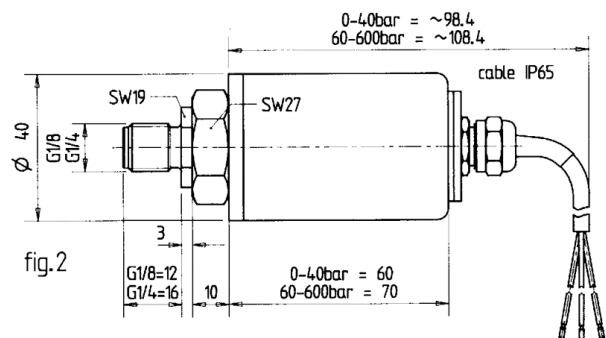
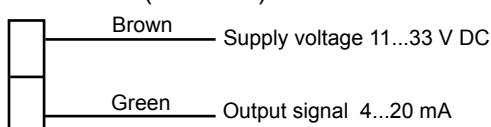
Supply voltage	24 VAC +15/-10%
Power consumption	5 mA (0...10 V DC), 25 mA (4...20 mA)
Control signal	0...10 V DC or 4...20 mA
Load impedance	> 10k Ohm (0...10V), < 500 Ohm (4...20mA)
Maximum over pressure	2 x measuring range
Accuracy linearity	< +/- 0,3% of measuring range
hysteresis	< +/- 0,3% of measuring range
Temperature dependence	0,03 %/ °C
Ambient temperature	-15...+80°C (lower temp. on request.)
Media temperature	-15...+80°C (lower temp. on request.)
Dynamic response time	< 5 msek
Pressure connection	1/4" outside thread
Cable	Three wire cable, 1.5 m
Materialsensor housing membrane	Stainless steel, SS 2346 (Inox 1.4305) Ceramic material
Sealing	EPDM. Other sealing on request. N.B. The TTK400 och 600 models are delivered with FPM sealing.
Protection class	IP65
CE	This product conforms with the requirements of European EMC standards CENELEC EN50081-1 and EN50082-1 and carry the CE-mark.

Dimension and wiring

TTK



TTK...-420 (Two wire)



Head Office Sweden

Phone: +46 31 720 02 00
Web: www.regin.se
Mail: info@regin.se

Sales Offices

France: +33 14 171 46 46
Hong Kong: +852 24 07 02 81
Singapore: +65 67 47 82 33
Germany: +49 30 77 99 40

REGIN

THE CHALLENGER IN BUILDING AUTOMATION