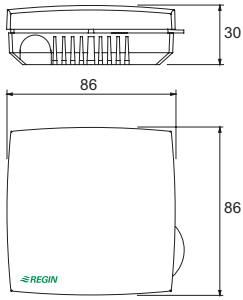



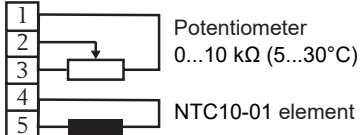
Combined room sensor and setpoint



Open like this



Wiring



The resistance value will increase between the terminal 2 - 3 and decrease between the terminal 1-2, if the wheel is rotated clockwise.

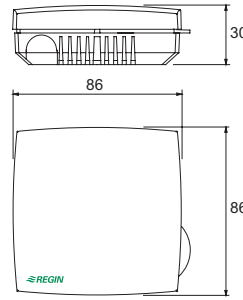


Read this instruction before installation and wiring of the product

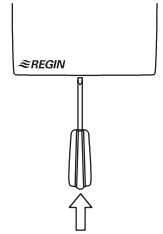
12686
MAY 19

Box 116, SE-428 22 Källered, Sweden
Tel: +46 31 720 02 00, Fax: +46 31 720 02 50
www.regincontrols.se, info@regin.se

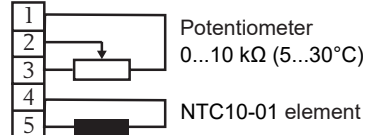
Combined room sensor and setpoint



Open like this



Wiring



The resistance value will increase between the terminal 2 - 3 and decrease between the terminal 1-2, if the wheel is rotated clockwise.

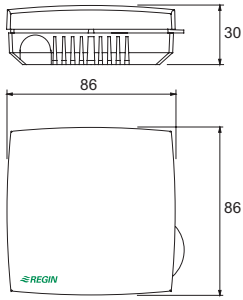


Read this instruction before installation and wiring of the product

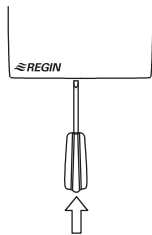
12686
MAY 19

Box 116, SE-428 22 Källered, Sweden
Tel: +46 31 720 02 00, Fax: +46 31 720 02 50
www.regincontrols.se, info@regin.se

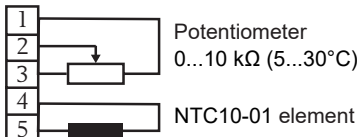
Combined room sensor and setpoint



Open like this



Wiring



The resistance value will increase between the terminal 2 - 3 and decrease between the terminal 1-2, if the wheel is rotated clockwise.

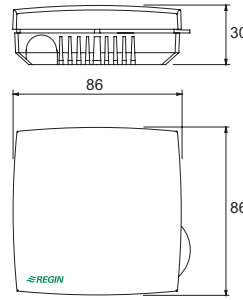


Read this instruction before installation and wiring of the product

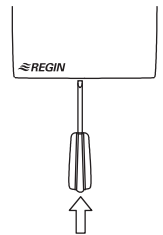
12686
MAY 19

Box 116, SE-428 22 Källered, Sweden
Tel: +46 31 720 02 00, Fax: +46 31 720 02 50
www.regincontrols.se, info@regin.se

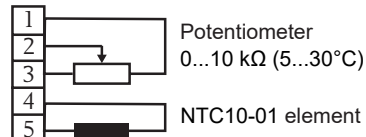
Combined room sensor and setpoint



Open like this



Wiring



The resistance value will increase between the terminal 2 - 3 and decrease between the terminal 1-2, if the wheel is rotated clockwise.



Read this instruction before installation and wiring of the product

12686
MAY 19

Box 116, SE-428 22 Källered, Sweden
Tel: +46 31 720 02 00, Fax: +46 31 720 02 50
www.regincontrols.se, info@regin.se