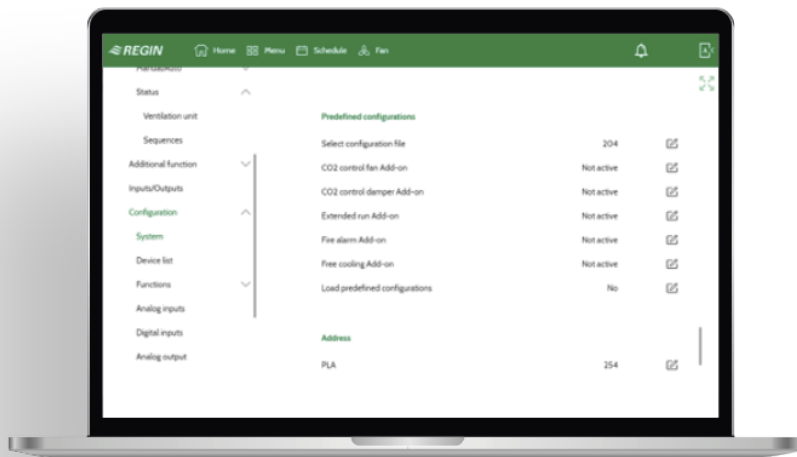


Corrigo 5.0

Predefined examples

There are predefined examples available for easy configuration. They can be selected in the internal text display, or in the web interface.

The predefined examples are a part of Regin's Ready-Steady-Go concept which makes it much easier and faster to configure the controller.



AB Regin
Head office

Tel: +46 (0)31- 720 02 00
E-mail: info@regin.se
www.regincontrols.com



Examples which can be used for Ardo-controllers with 28 IO's	03
Examples which can be used for Ardo-controllers with 15 and 28 IO's	20
Examples which can be used for Vido-controllers with 20 IO's	29

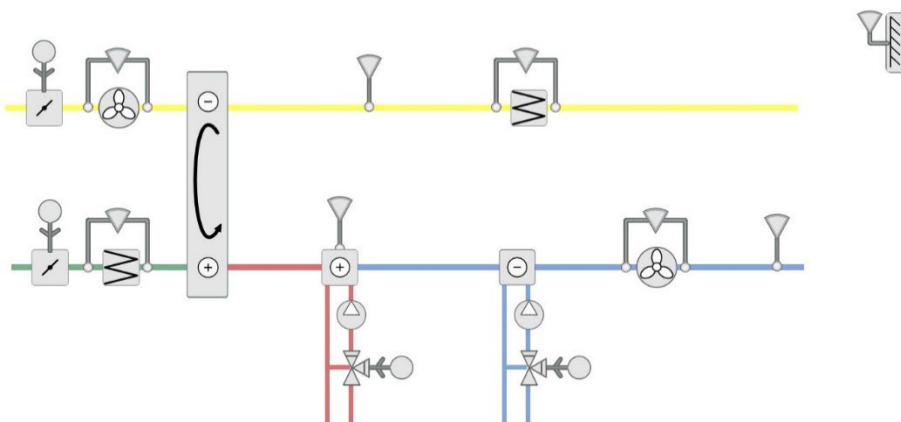
Examples which can be used for
Ardo-controllers with 28 IO's

Example 201

Function-description:

Extract air cascade temperature control - Manual fan control -

Temperature control sequence with Rotary exchanger, Water heater and Water cooler



	G	1	G				
	G0	2	G0			P1 B	
	Gnd	3				P1 A	
	+C	4	+C			P1 N	
	Gdo	10	GDO			P1 E	
SAF start	DO1	11	DO1			P2 B	
EAF start	DO2	12	DO2			P2 A	
Heater pump	DO3	13	DO3			P2 N	
Cooler pump	DO4	14	DO4			P2 E	
Outdoor air damper	DO5	15	DO5				
Exhaust air damper	DO6	16	DO6			Ext D	
	DO7	17	DO7				
	Agnd	30	Agnd			DI1	SAF Indication
Outdoor temperature	AI1	31	AI1			DI2	EAF Indication
Supply temperature	AI2	32	AI2			DI3	Outdoor air filter
	Agnd	33	Agnd			DI4	Extract air filter
Frost protect. temp.	AI3	34	AI3			DI5	
Extract air temp.	AI4	35	AI4			DI6	<i>Fire alarm – opt.</i>
	Agnd	40	Agnd			DI7	<i>Extended run – opt.</i>
Defrost Exchanger	UI1	41	UI1: AI5/DI9			DI8	
	UI2	42	UI2: AI6/DI10			Agnd	
	Agnd	43	Agnd			AO1	SAF signal
	UI3	44	UI3: AI7/DI11			AO2	EAF signal
CO2 – opt.	UI4	45	UI4: AI8/DI12			AO3	Exchanger signal
						AO4	Heater signal
	TCP					AO5	Cooler signal

Terminal connection

File:

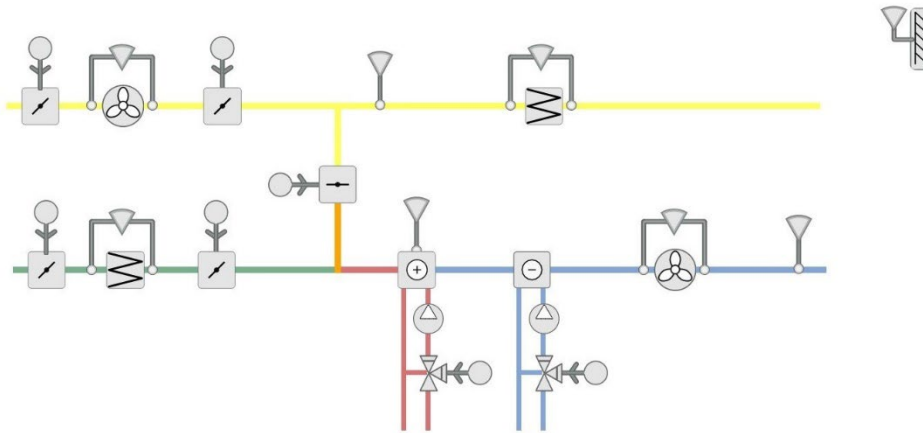
201_Corrigo50_VCA283_ExtractCascade_ManualFan_Exchange_WaterHeater_WaterCooler

Example 202

Function-description:

Extract air cascade temperature control - Manual fan control –

Temperature control sequence with Mixing damper, Water heater and Water cooler



	G	1	G			
	G0	2	G0			P1 B
	Gnd	3				P1 A
	+C	4	+C			P1 N
	Gdo	10	GDO			P1 E
SAF start	DO1	11	DO1			P2 B
EAF start	DO2	12	DO2			P2 A
Heater pump	DO3	13	DO3			P2 N
Cooler pump	DO4	14	DO4			P2 E
Outdoor air damper	DO5	15	DO5			
Exhaust air damper	DO6	16	DO6			Ext D
	DO7	17	DO7			
	Agnd	30	Agnd			DI1
Outdoor temperature	AI1	31	AI1			DI2
Supply temperature	AI2	32	AI2			DI3
	Agnd	33	Agnd			DI4
Frost protect. temp.	AI3	34	AI3			DI5
Extract air temp.	AI4	35	AI4			DI6
	Agnd	40	Agnd			DI7
	UI1	41	UI1: AI5/DI9			DI8
	UI2	42	UI2: AI6/DI10			Agnd
	Agnd	43	Agnd			AO1
	UI3	44	UI3: AI7/DI11			AO2
CO ₂ – opt.	UI4	45	UI4: AI8/DI12			AO3
						AO4
	TCP					AO5

Terminal connection

File:

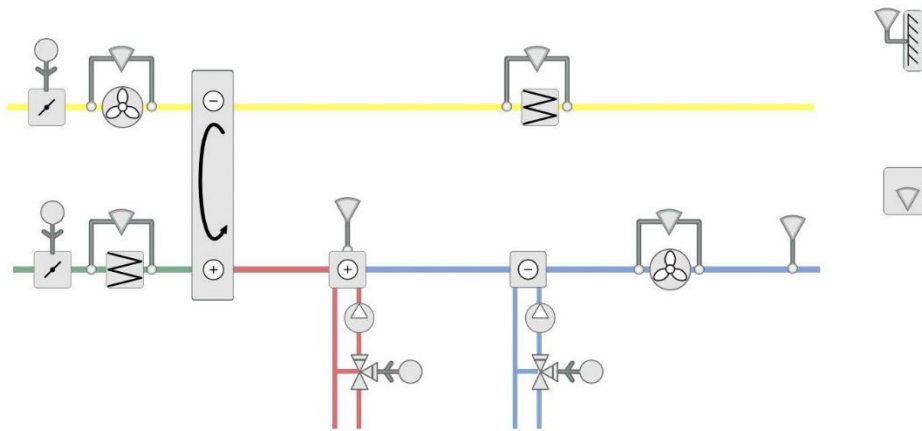
202_Corrigo50_VCA283_ExtractCascade_ManualFan_MixingDamper_WaterHeater_WaterCooler

Example 203

Function-description:

Room cascade temperature control - Manual fan control –

Temperature control sequence with Rotary exchanger, Water heater and Water cooler



	G	1	G		
	G0	2	G0		P1 B
	Gnd	3			P1 A
	+C	4	+C		P1 N
	Gdo	10	GDO		P1 E
SAF start	DO1	11	DO1		P2 B
EAF start	DO2	12	DO2		P2 A
Heater pump	DO3	13	DO3		P2 N
Cooler pump	DO4	14	DO4		P2 E
Outdoor air damper	DO5	15	DO5		
Exhaust air damper	DO6	16	DO6		Ext D
	DO7	17	DO7		
	Agnd	30	Agnd	DI1	DI1
Outdoor temperature	AI1	31	AI1	DI2	DI2
Supply temperature	AI2	32	AI2	DI3	DI3
	Agnd	33	Agnd	DI4	DI4
Frost protect. temp.	AI3	34	AI3	DI5	DI5
Room temperature	AI4	35	AI4	DI6	DI6
	Agnd	40	Agnd	DI7	DI7
Defrost Exchanger	UI1	41	UI1: AI5/DI9	DI8	DI8
	UI2	42	UI2: AI6/DI10	Agnd	Agnd
	Agnd	43	Agnd	AO1	AO1
	UI3	44	UI3: AI7/DI11	AO2	AO2
CO2 – opt.	UI4	45	UI4: AI8/DI12	AO3	AO3
				AO4	AO4
	TCP			AO5	AO5

Terminal connection

File:

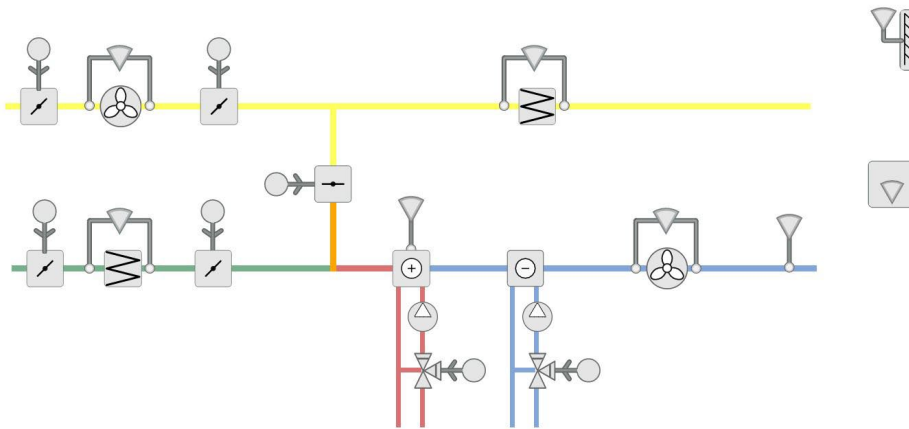
203_Corrigo50_VCA283_RoomCascade_ManualFan_Exchange_WaterHeater_WaterCooler

Example 204

Function-description:

Room cascade temperature control - Manual fan control –

Temperature control sequence with Mixing damper, Water heater and Water cooler



	G	1	G				
	G0	2	G0			P1 B	
	Gnd	3				P1 A	
	+C	4	+C			P1 N	
	Gdo	10	GDO			P1 E	
SAF start	DO1	11	DO1			P2 B	
EAF start	DO2	12	DO2			P2 A	
Heater pump	DO3	13	DO3			P2 N	
Cooler pump	DO4	14	DO4			P2 E	
Outdoor air damper	DO5	15	DO5				
Exhaust air damper	DO6	16	DO6			Ext D	
	DO7	17	DO7				
	Agnd	30	Agnd			DI1	SAF Indication
Outdoor temperature	AI1	31	AI1			DI2	EAF Indication
Supply temperature	AI2	32	AI2			DI3	Outdoor air filter
	Agnd	33	Agnd			DI4	Extract air filter
Frost protect. temp.	AI3	34	AI3			DI5	
Room temperature	AI4	35	AI4			DI6	Fire alarm – opt.
	Agnd	40	Agnd			DI7	Extended run – opt.
	UI1	41	UI1: AI5/DI9			DI8	
	UI2	42	UI2: AI6/DI10			Agnd	
	Agnd	43	Agnd			AO1	SAF signal
	UI3	44	UI3: AI7/DI11			AO2	EAF signal
CO2 – opt.	UI4	45	UI4: AI8/DI12			AO3	Mixing damper signal
						AO4	Heater signal
	TCP					AO5	Cooler signal

Terminal connection

File:

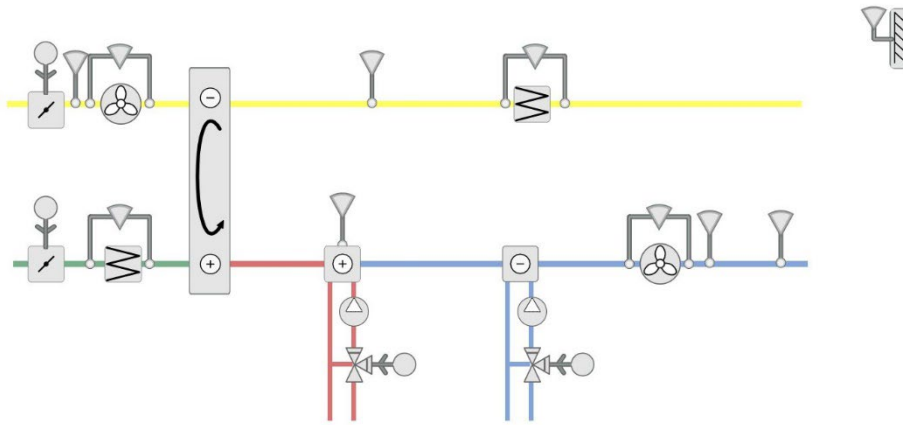
204_Corrigo50_VCA283_RoomCascade_ManualFan_MixingDamper_WaterHeater_WaterCooler

Example 205

Function-description:

Extract air cascade temperature control - Pressure fan control –

Temperature control sequence with Rotary exchanger, Water heater and Water cooler



	G	1	G				
	G0	2	G0			P1 B	
	Gnd	3				P1 A	
	+C	4	+C			P1 N	
	Gdo	10	GDO			P1 E	
SAF start	DO1	11	DO1			P2 B	
EAF start	DO2	12	DO2			P2 A	
Heater pump	DO3	13	DO3			P2 N	
Cooler pump	DO4	14	DO4			P2 E	
Outdoor air damper	DO5	15	DO5				
Exhaust air damper	DO6	16	DO6			Ext D	
	DO7	17	DO7				
	Agnd	30	Agnd			DI1	SAF Indication
Outdoor temperature	AI1	31	AI1			DI2	EAF Indication
Supply temperature	AI2	32	AI2			DI3	Outdoor air filter
	Agnd	33	Agnd			DI4	Extract air filter
Frost protect. temp.	AI3	34	AI3			DI5	
Extract air temp.	AI4	35	AI4			DI6	<i>Fire alarm – opt.</i>
	Agnd	40	Agnd			DI7	<i>Extended run – opt.</i>
Defrost Exchanger	UI1	41	UI1: AI5/DI9			DI8	
Pressure SAF	UI2	42	UI2: AI6/DI10			Agnd	
	Agnd	43	Agnd			AO1	SAF signal
Pressure EAF	UI3	44	UI3: AI7/DI11			AO2	EAF signal
CO2 – opt.	UI4	45	UI4: AI8/DI12			AO3	Exchanger signal
						AO4	Heater signal
	TCP					AO5	Cooler signal

Terminal connection

File:

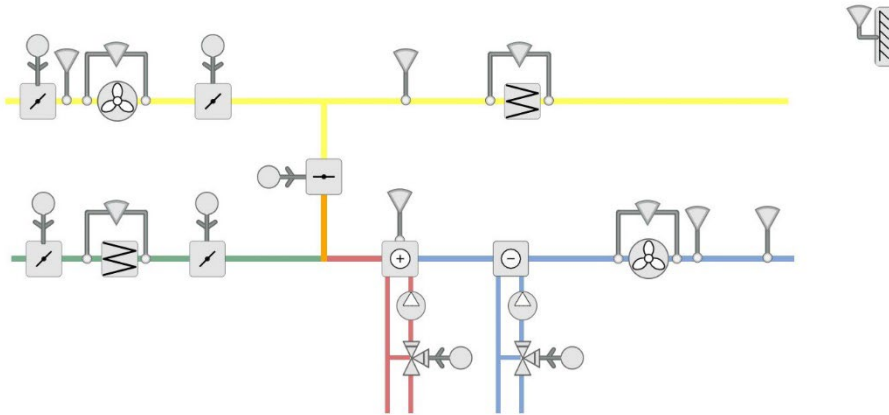
205_Corrigo50_VCA283_ExtractCascade_PressureFan_Exchange_WaterHeater_WaterCooler

Example 206

Function-description:

Extract air cascade temperature control - Pressure fan control –

Temperature control sequence with Mixing damper, Water heater and Water cooler



	G	1	G				
	G0	2	G0			P1 B	
	Gnd	3				P1 A	
	+C	4	+C			P1 N	
	Gdo	10	GDO			P1 E	
SAF start	DO1	11	DO1			P2 B	
EAF start	DO2	12	DO2			P2 A	
Heater pump	DO3	13	DO3			P2 N	
Cooler pump	DO4	14	DO4			P2 E	
Outdoor air damper	DO5	15	DO5				
Exhaust air damper	DO6	16	DO6			Ext D	
	DO7	17	DO7				
	Agnd	30	Agnd			DI1	SAF Indication
Outdoor temperature	AI1	31	AI1			DI2	EAF Indication
Supply temperature	AI2	32	AI2			DI3	Outdoor air filter
	Agnd	33	Agnd			DI4	Extract air filter
Frost protect. temp.	AI3	34	AI3			DI5	
Extract air temp.	AI4	35	AI4			DI6	<i>Fire alarm – opt.</i>
	Agnd	40	Agnd			DI7	<i>Extended run – opt.</i>
	UI1	41	UI1: AI5/DI9			DI8	
Pressure SAF	UI2	42	UI2: AI6/DI10			Agnd	
	Agnd	43	Agnd			AO1	SAF signal
Pressure EAF	UI3	44	UI3: AI7/DI11			AO2	EAF signal
CO ₂ – opt.	UI4	45	UI4: AI8/DI12			AO3	Mixing damper signal
						AO4	Heater signal
						AO5	Cooler signal
	TCP						

Terminal connection

File:

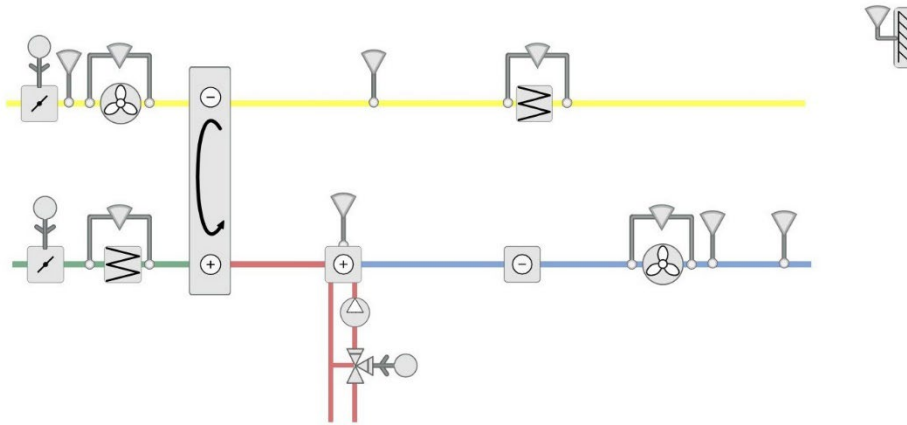
206_Corrigo50_VCA283_ExtractCascade_PressureFan_MixingDamper_WaterHeater_WaterCooler

Example 207

Function-description:

Extract air cascade temperature control - Pressure fan control –

Temperature control sequence with Rotary exchanger, Water heater and DX cooler



	G	1	G				
	G0	2	G0			P1 B	
	Gnd	3				P1 A	
	+C	4	+C			P1 N	
	Gdo	10	GDO			P1 E	
SAF start	DO1	11	DO1			P2 B	
EAF start	DO2	12	DO2			P2 A	
Heater pump	DO3	13	DO3			P2 N	
DX-Cooler start	DO4	14	DO4			P2 E	
Outdoor air damper	DO5	15	DO5				
Exhaust air damper	DO6	16	DO6			Ext D	
	DO7	17	DO7				
	Agnd	30	Agnd			DI1	SAF Indication
Outdoor temperature	AI1	31	AI1			DI2	EAF Indication
Supply temperature	AI2	32	AI2			DI3	Outdoor air filter
	Agnd	33	Agnd			DI4	Extract air filter
Frost protect. temp.	AI3	34	AI3			DI5	
Extract air temp.	AI4	35	AI4			DI6	<i>Fire alarm – opt.</i>
	Agnd	40	Agnd			DI7	<i>Extended run – opt.</i>
Defrost Exchanger	UI1	41	UI1: AI5/DI9			DI8	
Pressure SAF	UI2	42	UI2: AI6/DI10			Agnd	
	Agnd	43	Agnd			AO1	SAF signal
Pressure EAF	UI3	44	UI3: AI7/DI11			AO2	EAF signal
CO2 – opt.	UI4	45	UI4: AI8/DI12			AO3	Exchanger signal
						AO4	Heater signal
						AO5	DX-Cooler signal
	TCP						

Terminal connection

File:

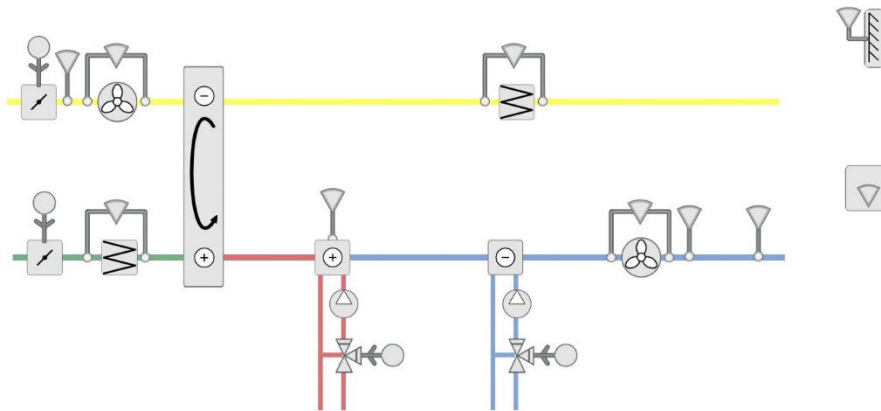
207_Corrigo50_VCA283_ExtractCascade_PressureFan_Exchange_WaterHeater_DXCooler

Example 208

Function-description:

Room cascade temperature control - Pressure fan control –

Temperature control sequence with Rotary exchanger, Water heater and Water cooler



	G	1	G				
	G0	2	G0			P1 B	
	Gnd	3				P1 A	
	+C	4	+C			P1 N	
	Gdo	10	GDO			P1 E	
SAF start	DO1	11	DO1			P2 B	
EAF start	DO2	12	DO2			P2 A	
Heater pump	DO3	13	DO3			P2 N	
Cooler pump	DO4	14	DO4			P2 E	
Outdoor air damper	DO5	15	DO5				
Exhaust air damper	DO6	16	DO6			Ext D	
	DO7	17	DO7				
	Agnd	30	Agnd			DI1	SAF Indication
Outdoor temperature	AI1	31	AI1			DI2	EAF Indication
Supply temperature	AI2	32	AI2			DI3	Outdoor air filter
	Agnd	33	Agnd			DI4	Extract air filter
Frost protect. temp.	AI3	34	AI3			DI5	
Room temperature	AI4	35	AI4			DI6	<i>Fire alarm – opt.</i>
	Agnd	40	Agnd			DI7	<i>Extended run – opt.</i>
Defrost Exchanger	UI1	41	UI1: AI5/DI9			DI8	
Pressure SAF	UI2	42	UI2: AI6/DI10			Agnd	
	Agnd	43	Agnd			AO1	SAF signal
Pressure EAF	UI3	44	UI3: AI7/DI11			AO2	EAF signal
CO ₂ – opt.	UI4	45	UI4: AI8/DI12			AO3	Exchanger signal
						AO4	Heater signal
						AO5	Cooler signal
	TCP						

Terminal connection

File:

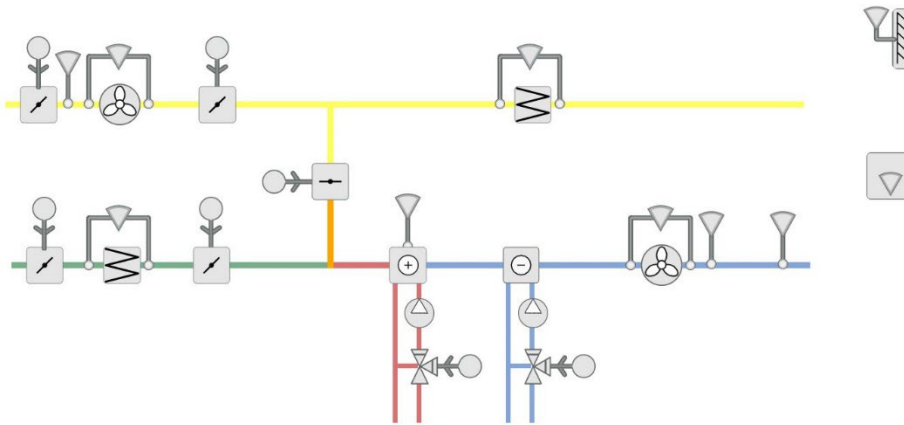
208_Corrigo50_VCA283_RoomCascade_PressureFan_Exchange_WaterHeater_WaterCooler

Example 209

Function-description:

Room cascade temperature control - Pressure fan control –

Temperature control sequence with Mixing damper, Water heater and Water cooler



	G	1	G				
	G0	2	G0			P1 B	
	Gnd	3				P1 A	
	+C	4	+C			P1 N	
	Gdo	10	GDO			P1 E	
SAF start	DO1	11	DO1			P2 B	
EAF start	DO2	12	DO2			P2 A	
Heater pump	DO3	13	DO3			P2 N	
Cooler pump	DO4	14	DO4			P2 E	
Outdoor air damper	DO5	15	DO5				
Exhaust air damper	DO6	16	DO6			Ext D	
	DO7	17	DO7				
	Agnd	30	Agnd			DI1	SAF Indication
Outdoor temperature	AI1	31	AI1			DI2	EAF Indication
Supply temperature	AI2	32	AI2			DI3	Outdoor air filter
	Agnd	33	Agnd			DI4	Extract air filter
Frost protect. temp.	AI3	34	AI3			DI5	
Room temperature	AI4	35	AI4			DI6	<i>Fire alarm – opt.</i>
	Agnd	40	Agnd			DI7	<i>Extended run – opt.</i>
	UI1	41	UI1: AI5/DI9			DI8	
Pressure SAF	UI2	42	UI2: AI6/DI10			Agnd	
	Agnd	43	Agnd			AO1	SAF signal
Pressure EAF	UI3	44	UI3: AI7/DI11			AO2	EAF signal
CO ₂ – opt.	UI4	45	UI4: AI8/DI12			AO3	Mixing damper signal
						AO4	Heater signal
						AO5	Cooler signal
	TCP						

Terminal connection

File:

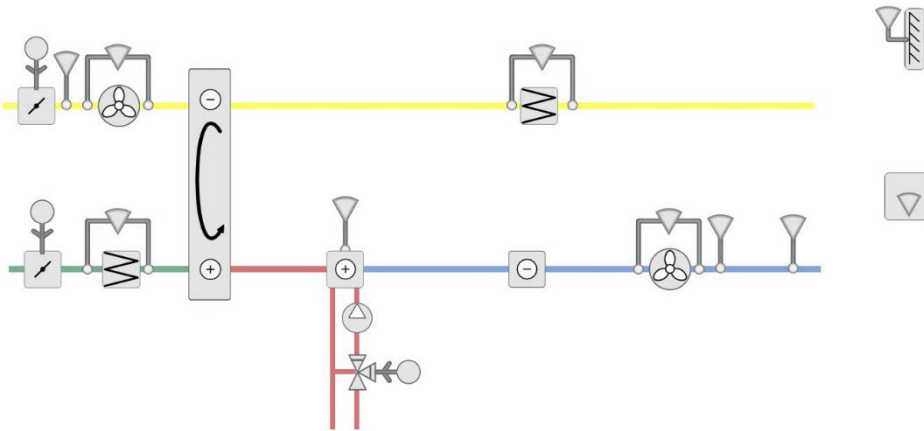
209_Corrigo50_VCA283_RoomCascade_PressureFan_MixingDamper_WaterHeater_WaterCooler

Example 210

Function-description:

Room cascade temperature control - Pressure fan control –

Temperature control sequence with Rotary exchanger, Water heater and DX cooler



	G	1	G				
	G0	2	G0			P1 B	
	Gnd	3				P1 A	
	+C	4	+C			P1 N	
	Gdo	10	GDO			P1 E	
SAF start	DO1	11	DO1			P2 B	
EAF start	DO2	12	DO2			P2 A	
Heater pump	DO3	13	DO3			P2 N	
DX-Cooler start	DO4	14	DO4			P2 E	
Outdoor air damper	DO5	15	DO5				
Exhaust air damper	DO6	16	DO6			Ext D	
	DO7	17	DO7				
	Agnd	30	Agnd			DI1	SAF Indication
Outdoor temperature	AI1	31	AI1			DI2	EAF Indication
Supply temperature	AI2	32	AI2			DI3	Outdoor air filter
	Agnd	33	Agnd			DI4	Extract air filter
Frost protect. temp.	AI3	34	AI3			DI5	
Room temperature	AI4	35	AI4			DI6	<i>Fire alarm – opt.</i>
	Agnd	40	Agnd			DI7	<i>Extended run – opt.</i>
Defrost Exchanger	UI1	41	UI1: AI5/DI9			DI8	
Pressure SAF	UI2	42	UI2: AI6/DI10			Agnd	
	Agnd	43	Agnd			AO1	SAF signal
Pressure EAF	UI3	44	UI3: AI7/DI11			AO2	EAF signal
CO ₂ – opt.	UI4	45	UI4: AI8/DI12			AO3	Exchanger signal
						AO4	Heater signal
						AO5	DX-Cooler signal
	TCP						

Terminal connection

File:

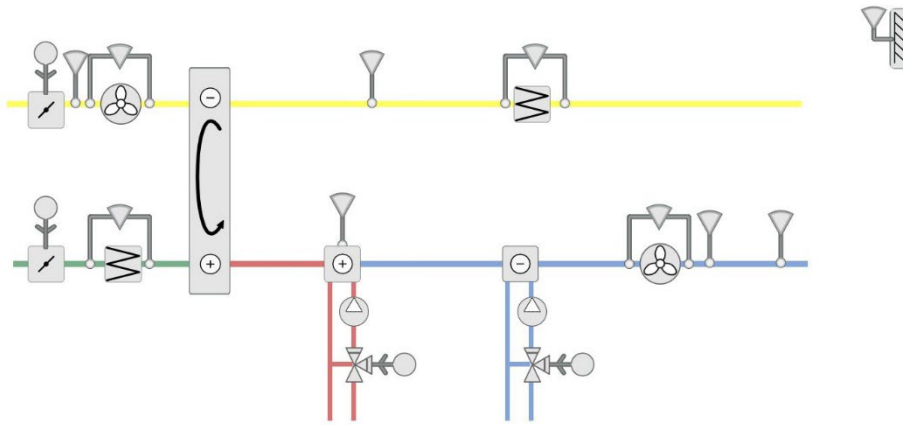
210_Corrigo50_VCA283_RoomCascade_PressureFan_Exchange_WaterHeater_DXCooler

Example 211

Function-description:

Extract air cascade temperature control - Volume flow fan control –

Temperature control sequence with Rotary exchanger, Water heater and Water cooler



	G	1	G				
	G0	2	G0			P1 B	
	Gnd	3				P1 A	
	+C	4	+C			P1 N	
	Gdo	10	GDO			P1 E	
SAF start	DO1	11	DO1			P2 B	
EAF start	DO2	12	DO2			P2 A	
Heater pump	DO3	13	DO3			P2 N	
Cooler pump	DO4	14	DO4			P2 E	
Outdoor air damper	DO5	15	DO5				
Exhaust air damper	DO6	16	DO6			Ext D	
	DO7	17	DO7				
	Agnd	30	Agnd			DI1	SAF Indication
Outdoor temperature	AI1	31	AI1			DI2	EAF Indication
Supply temperature	AI2	32	AI2			DI3	Outdoor air filter
	Agnd	33	Agnd			DI4	Extract air filter
Frost protect. temp.	AI3	34	AI3			DI5	
Extract air temp.	AI4	35	AI4			DI6	<i>Fire alarm – opt.</i>
	Agnd	40	Agnd			DI7	<i>Extended run – opt.</i>
Defrost Exchanger	UI1	41	UI1: AI5/DI9			DI8	
Pressure SAF	UI2	42	UI2: AI6/DI10			Agnd	
	Agnd	43	Agnd			AO1	SAF signal
Pressure EAF	UI3	44	UI3: AI7/DI11			AO2	EAF signal
CO ₂ – opt.	UI4	45	UI4: AI8/DI12			AO3	Exchanger signal
						AO4	Heater signal
						AO5	Cooler signal
	TCP						

Terminal connection

File:

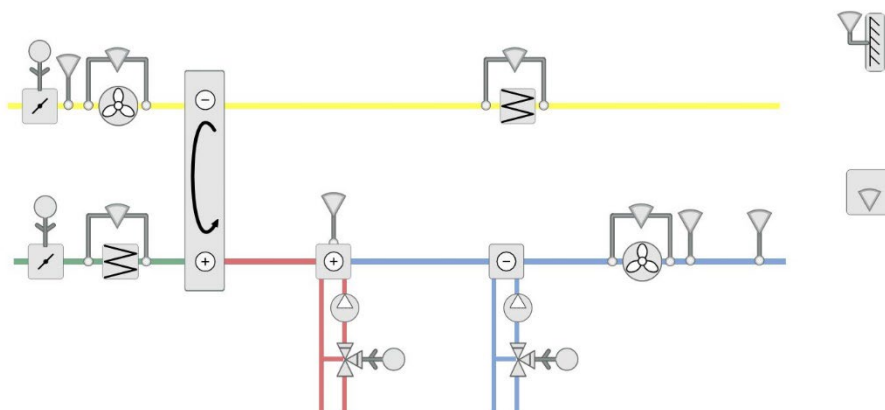
211_Corrigo50_VCA283_ExtractCascade_VolumeFan_Exchange_WaterHeater_WaterCooler

Example 212

Function-description:

Room cascade temperature control - Volume flow fan control –

Temperature control sequence with Rotary exchanger, Water heater and Water cooler



	G	1	G				
	G0	2	G0			P1 B	
	Gnd	3				P1 A	
	+C	4	+C			P1 N	
	Gdo	10	GDO			P1 E	
SAF start	DO1	11	DO1			P2 B	
EAF start	DO2	12	DO2			P2 A	
Heater pump	DO3	13	DO3			P2 N	
Cooler pump	DO4	14	DO4			P2 E	
Outdoor air damper	DO5	15	DO5				
Exhaust air damper	DO6	16	DO6			Ext D	
	DO7	17	DO7				
	Agnd	30	Agnd			DI1	SAF Indication
Outdoor temperature	AI1	31	AI1			DI2	EAF Indication
Supply temperature	AI2	32	AI2			DI3	Outdoor air filter
	Agnd	33	Agnd			DI4	Extract air filter
Frost protect. temp.	AI3	34	AI3			DI5	
Room temperature	AI4	35	AI4			DI6	<i>Fire alarm – opt.</i>
	Agnd	40	Agnd			DI7	<i>Extended run – opt.</i>
Defrost Exchanger	UI1	41	UI1: AI5/DI9			DI8	
Pressure SAF	UI2	42	UI2: AI6/DI10			Agnd	
	Agnd	43	Agnd			AO1	SAF signal
Pressure EAF	UI3	44	UI3: AI7/DI11			AO2	EAF signal
CO ₂ – opt.	UI4	45	UI4: AI8/DI12			AO3	Exchanger signal
						AO4	Heater signal
						AO5	Cooler signal
	TCP						

Terminal connection

File:

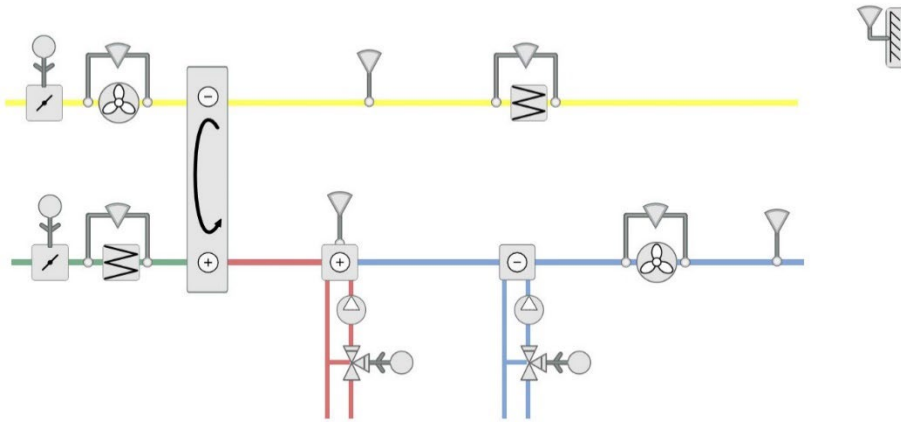
212_Corrigo50_VCA283_RoomCascade_VolumeFan_Exchange_WaterHeater_WaterCooler

Example 213

Function-description:

Extract air cascade temperature control - Manual control of 2 step fan –

Temperature control sequence with Rotary exchanger, Water heater and Water cooler



	G	1	G				
	G0	2	G0			P1 B	
	Gnd	3				P1 A	
	+C	4	+C			P1 N	
	Gdo	10	GDO			P1 E	
SAF step1	DO1	11	DO1			P2 B	
EAF step1	DO2	12	DO2			P2 A	
Heater pump	DO3	13	DO3			P2 N	
Cooler pump	DO4	14	DO4			P2 E	
Outd. Exhaust damper	DO5	15	DO5				
SAF step2	DO6	16	DO6			Ext D	
EAF step2	DO7	17	DO7				
	Agnd	30	Agnd			DI1	SAF Indication
Outdoor temperature	AI1	31	AI1			DI2	EAF Indication
Supply temperature	AI2	32	AI2			DI3	Outdoor air filter
	Agnd	33	Agnd			DI4	Extract air filter
Frost protect. temp.	AI3	34	AI3			DI5	
Extract air temp.	AI4	35	AI4			DI6	<i>Fire alarm – opt.</i>
	Agnd	40	Agnd			DI7	<i>Extended run – opt.</i>
Defrost Exchanger	UI1	41	UI1: AI5/DI9			DI8	
	UI2	42	UI2: AI6/DI10			Agnd	
	Agnd	43	Agnd			AO1	
	UI3	44	UI3: AI7/DI11			AO2	
CO2 – opt.	UI4	45	UI4: AI8/DI12			AO3	Exchanger signal
						AO4	Heater signal
						AO5	Cooler signal
	TCP						

Terminal connection

File:

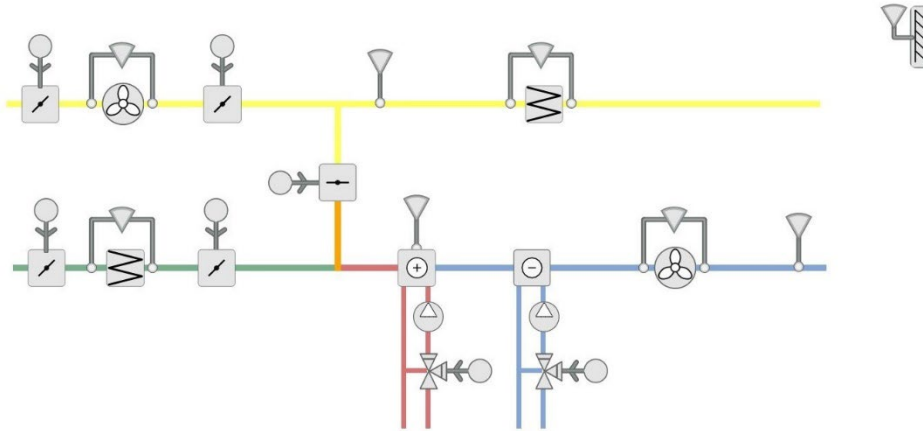
213_Corrigo50_VCA283_ExtractCascade_2StepFan_Exchange_WaterHeater_WaterCooler

Example 214

Function-description:

Extract air cascade temperature control - Manual control of 2 step fan –

Temperature control sequence with Mixing damper, Water heater and Water cooler



	G	1	G				
	G0	2	G0			P1 B	
	Gnd	3				P1 A	
	+C	4	+C			P1 N	
	Gdo	10	GDO			P1 E	
SAF step1	DO1	11	DO1			P2 B	
EAF step1	DO2	12	DO2			P2 A	
Heater pump	DO3	13	DO3			P2 N	
Cooler pump	DO4	14	DO4			P2 E	
Outd. Exhaust damper	DO5	15	DO5				
SAF step2	DO6	16	DO6			Ext D	
EAF step2	DO7	17	DO7				
	Agnd	30	Agnd			DI1	SAF Indication
Outdoor temperature	AI1	31	AI1			DI2	EAF Indication
Supply temperature	AI2	32	AI2			DI3	Outdoor air filter
	Agnd	33	Agnd			DI4	Extract air filter
Frost protect. temp.	AI3	34	AI3			DI5	
Extract air temp.	AI4	35	AI4			DI6	<i>Fire alarm – opt.</i>
	Agnd	40	Agnd			DI7	<i>Extended run – opt.</i>
	UI1	41	UI1: AI5/DI9			DI8	
	UI2	42	UI2: AI6/DI10			Agnd	
	Agnd	43	Agnd			AO1	
	UI3	44	UI3: AI7/DI11			AO2	
CO2 – opt.	UI4	45	UI4: AI8/DI12			AO3	Mixing damper signal
						AO4	Heater signal
						AO5	Cooler signal

Terminal connection

File:

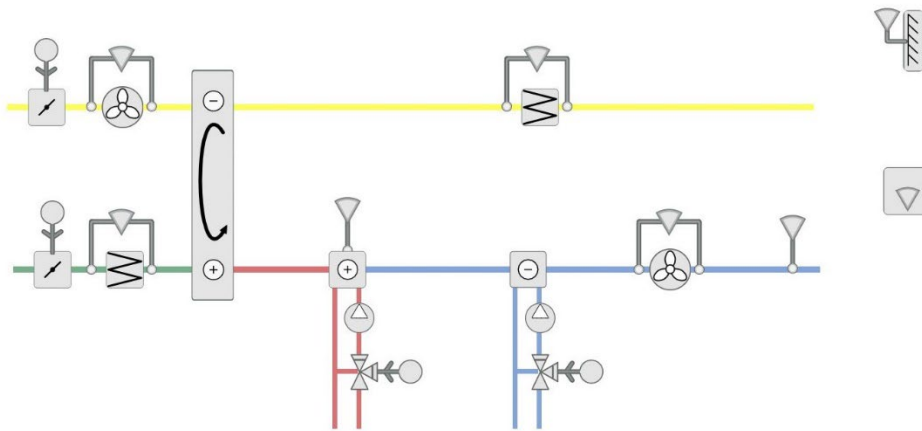
214_Corrigo50_VCA283_ExtractCascade_2StepFan_MixingDamper_WaterHeater_WaterCooler

Example 215

Function-description:

Room cascade temperature control - Manual control of 2 step fan –

Temperature control sequence with Rotary exchanger, Water heater and Water cooler



	G	1	G				
	G0	2	G0			P1 B	
	Gnd	3				P1 A	
	+C	4	+C			P1 N	
	Gdo	10	GDO			P1 E	
SAF step1	DO1	11	DO1			P2 B	
EAF step1	DO2	12	DO2			P2 A	
Heater pump	DO3	13	DO3			P2 N	
Cooler pump	DO4	14	DO4			P2 E	
Outd. Exhaust damper	DO5	15	DO5				
SAF step2	DO6	16	DO6			Ext D	
EAF step2	DO7	17	DO7				
	Agnd	30	Agnd			DI1	SAF Indication
Outdoor temperature	AI1	31	AI1			DI2	EAF Indication
Supply temperature	AI2	32	AI2			DI3	Outdoor air filter
	Agnd	33	Agnd			DI4	Extract air filter
Frost protect. temp.	AI3	34	AI3			DI5	
Room temperature	AI4	35	AI4			DI6	Fire alarm – opt.
	Agnd	40	Agnd			DI7	Extended run – opt.
Defrost Exchanger	UI1	41	UI1: AI5/DI9			DI8	
	UI2	42	UI2: AI6/DI10			Agnd	
	Agnd	43	Agnd			AO1	
	UI3	44	UI3: AI7/DI11			AO2	
CO2 – opt.	UI4	45	UI4: AI8/DI12			AO3	Exchanger signal
						AO4	Heater signal
	TCP					AO5	Cooler signal

Terminal connection

File:

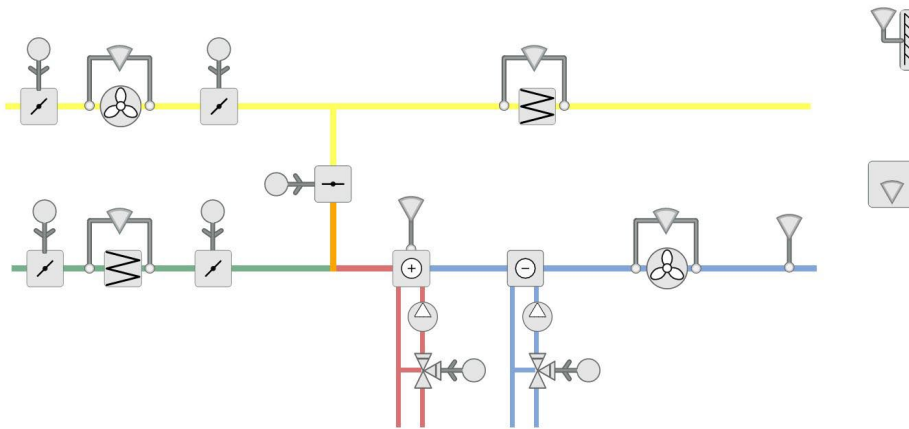
215_Corrigo50_VCA283_RoomCascade_2StepFan_Exchange_WaterHeater_WaterCooler

Example 216

Function-description:

Room cascade temperature control - Manual control of 2 step fan –

Temperature control sequence with Mixing damper, Water heater and Water cooler



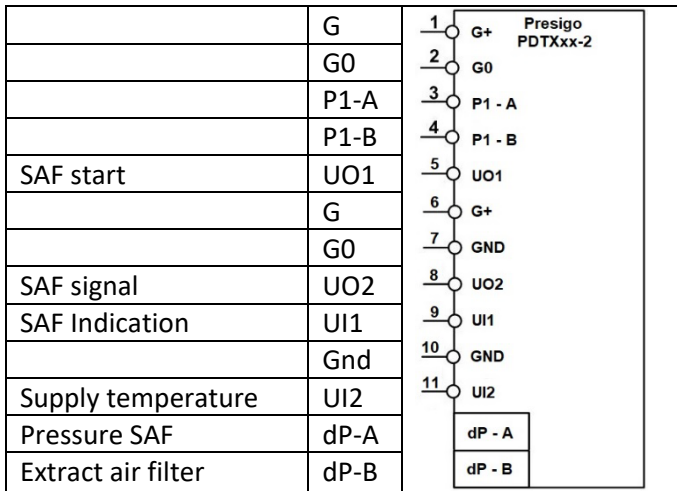
	G	1	G				
	G0	2	G0			P1 B	
	Gnd	3				P1 A	
	+C	4	+C			P1 N	
	Gdo	10	GDO			P1 E	
SAF step1	DO1	11	DO1			P2 B	
EAF step1	DO2	12	DO2			P2 A	
Heater pump	DO3	13	DO3			P2 N	
Cooler pump	DO4	14	DO4			P2 E	
Outd. Exhaust damper	DO5	15	DO5				
SAF step2	DO6	16	DO6			Ext D	
EAF step2	DO7	17	DO7				
	Agnd	30	Agnd			DI1	SAF Indication
Outdoor temperature	AI1	31	AI1			DI2	EAF Indication
Supply temperature	AI2	32	AI2			DI3	Outdoor air filter
	Agnd	33	Agnd			DI4	Extract air filter
Frost protect. temp.	AI3	34	AI3			DI5	
Room temperature	AI4	35	AI4			DI6	Fire alarm – opt.
	Agnd	40	Agnd			DI7	Extended run – opt.
	UI1	41	UI1: AI5/DI9			DI8	
	UI2	42	UI2: AI6/DI10			Agnd	
	Agnd	43	Agnd			AO1	
	UI3	44	UI3: AI7/DI11			AO2	
CO2 – opt.	UI4	45	UI4: AI8/DI12			AO3	Mixing damper signal
						AO4	Heater signal
	TCP					AO5	Cooler signal

Terminal connection

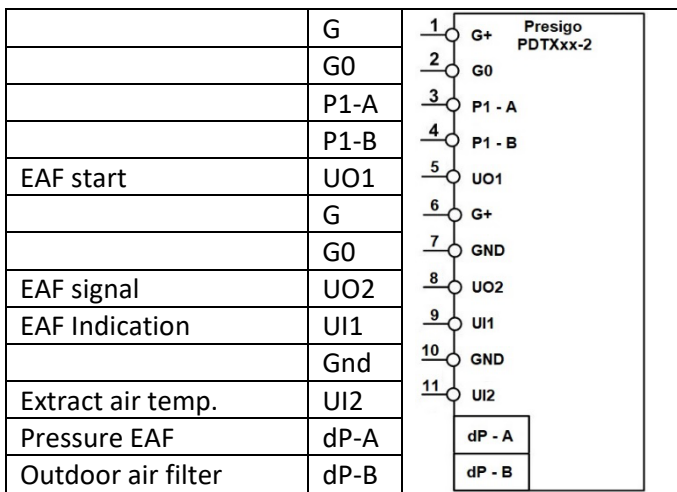
File:

216_Corrigo50_VCA283_RoomCascade_2StepFan_MixingDamper_WaterHeater_WaterCooler

Examples which can be used for
Ardo-controllers with 15 and 28 IO's



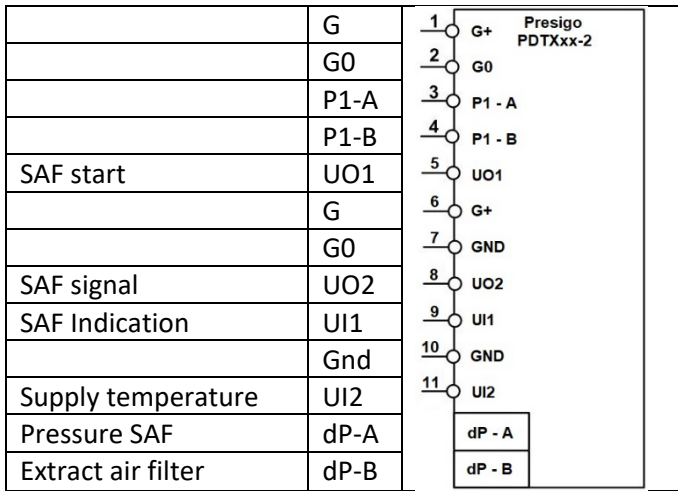
Terminal connection Presigo Supply



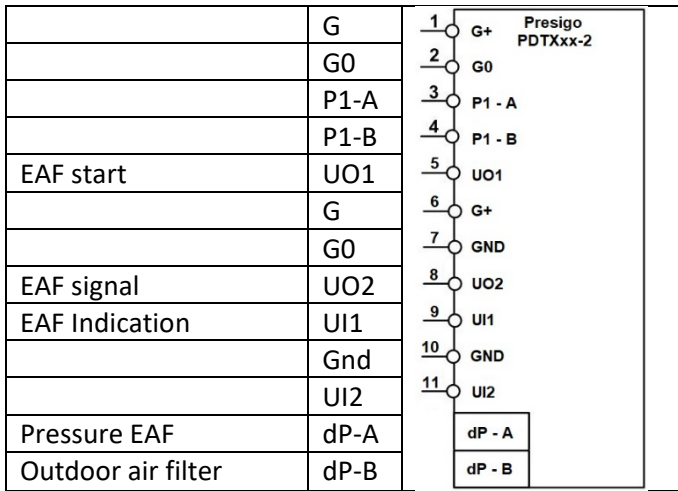
Terminal connection Presigo Extract

File:

005_Corrigo50_VCA152_ExtractCascade_PressureFan_Exchange_WaterHeater_WaterCooler_Presigo



Terminal connection Presigo Supply



Terminal connection Presigo Extract

File:

006_Corrigo50_VCA152_RoomCascade_PressureFan_Exchange_WaterHeater_WaterCooler_Presigo

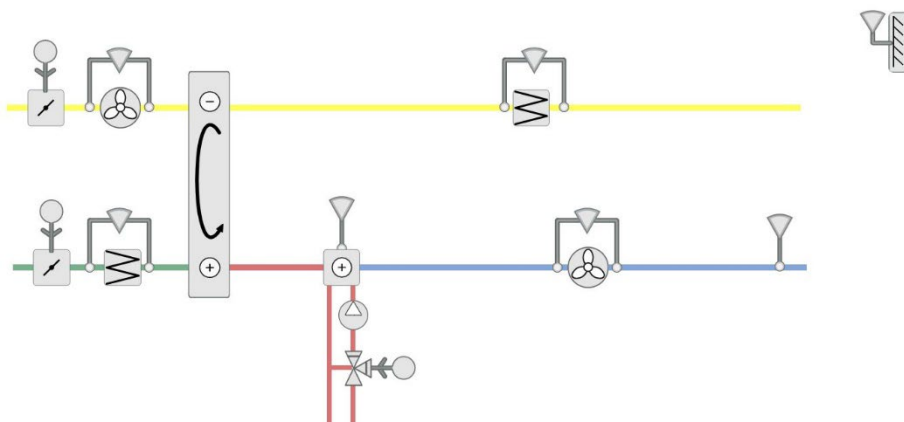
Examples which can be used for
Video-controllers with 20 IO's

Example 101

Function-description:

Constant supply temperature control - Manual fan control –

Temperature control sequence with Rotary exchanger and Water heater



Outdoor temperature	AI1		N	
Supply temperature	AI2		L	
Frost protect. temp.	AI3		DO7	
	AI4			
Defrost Exchanger	UI1		DO6	DO6
CO2 – opt.	UI2			C5-6
Fan indication	UI3		DO5	DO5 Exhaust air damper
Extended run – opt.	UI4			
Outdoor air filter	DI1		DO4	DO4 Outdoor air damper
Extract air filter	DI2			C3-4
Fan signal	AO1		DO3	DO3 Heater pump
Heater signal	AO2			
	Agnd		DO2	
Exchanger signal	AO3			DO2
	M-B			C1-2
	M-A			DO1 Fan start

Terminal connection

File:

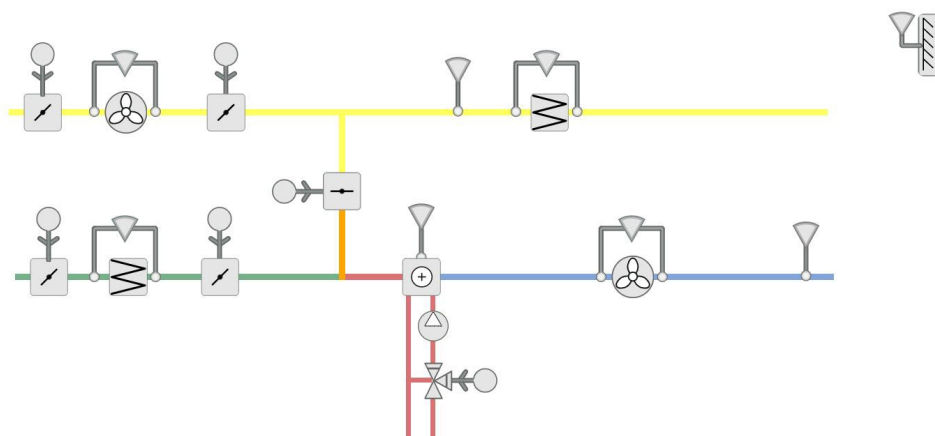
101_Corrigo50_VCV203_ConstSupply_ManualFan_Exchange_WaterHeater

Example 102

Function-description:

Extract air cascade temperature control - Manual fan control –

Temperature control sequence with Mixing damper and Water heater



Outdoor temperature	AI1		N	
Supply temperature	AI2		L	
Frost protect. temp.	AI3		DO7	
Extract air temp.	AI4			
	UI1			
CO2 – opt.	UI2		DO6	DO6
Fan indication	UI3			C5-6
Extended run – opt.	UI4		DO5	DO5 Exhaust air damper
Outdoor air filter	DI1			
Extract air filter	DI2		DO4	DO4 Outdoor air damper
Fan signal	AO1			C3-4
Heater signal	AO2		DO3	DO3 Heater pump
	Agnd			
Mixing damper signal	AO3		DO2	
	M-B			DO2
	M-A			C1-2
			DO1	DO1 Fan start

Terminal connection

File:

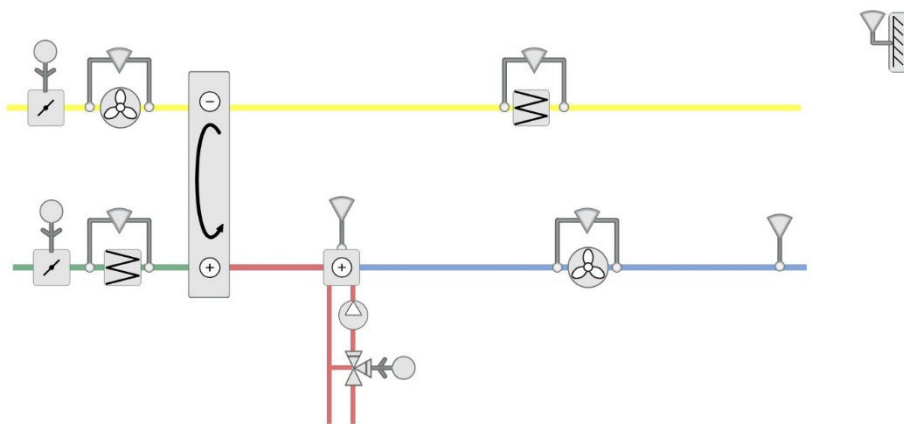
102_Corrigo50_VCV203_ExtractCascade_ManualFan_MixingDamper_WaterHeater

Example 103

Function-description:

Constant supply temperature control - Manual control of 2 step fan –

Temperature control sequence with Rotary exchanger and Water heater



Outdoor temperature	AI1		N		
Supply temperature	AI2		L		
Frost protect. temp.	AI3				
	AI4			DO7	
Defrost Exchanger	UI1				
CO2 – opt.	UI2			DO6	DO6
Fan indication	UI3				C5-6
Extended run – opt.	UI4			DO5	DO5 Exhaust air damper
Outdoor air filter	DI1				
Extract air filter	DI2			DO4	DO4 Outdoor air damper
	AO1				C3-4
Heater signal	AO2			DO3	DO3 Heater pump
	Agnd				
Exchanger signal	AO3			DO2	
	M-B				DO2 Fan step2
	M-A				C1-2
				DO1	DO1 Fan step1

Terminal connection

File:

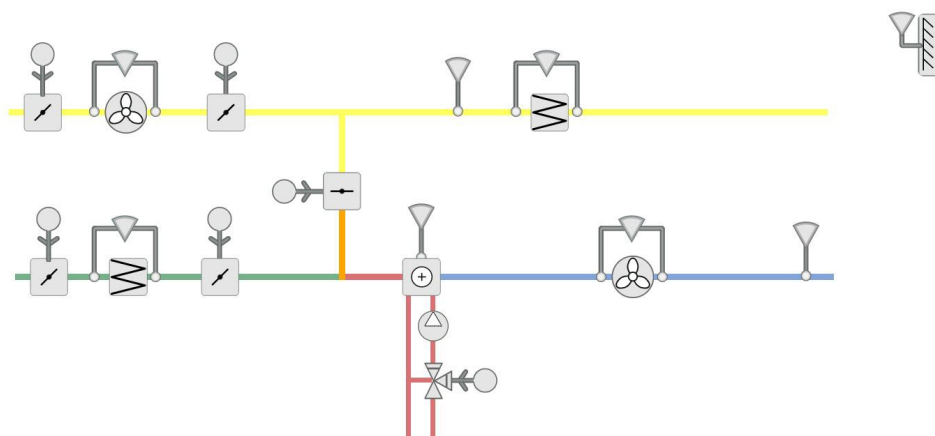
103_Corrigo50_VCV203_ConstSupply_2StepFan_Exchange_WaterHeater

Example 104

Function-description:

Extract air cascade temperature control - Manual control of 2 step fan –

Temperature control sequence with Mixing damper and Water heater



Outdoor temperature	AI1		N		
Supply temperature	AI2		L		
Frost protect. temp.	AI3				
Extract air temp.	AI4			DO7	
	UI1				
CO2 – opt.	UI2			DO6	DO6
Fan indication	UI3				C5-6
Extended run – opt.	UI4			DO5	DO5 Exhaust air damper
Outdoor air filter	DI1				
Extract air filter	DI2			DO4	DO4 Outdoor air damper
	AO1				C3-4
Heater signal	AO2			DO3	DO3 Heater pump
	Agnd				
Exchanger signal	AO3			DO2	DO2 Fan step2
	M-B				C1-2
	M-A			DO1	DO1 Fan step1

Terminal connection

File:

104_Corrigo50_VCV203_ExtractCascade_2StepFan_MixingDamper_WaterHeater